

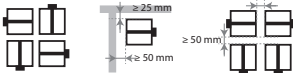
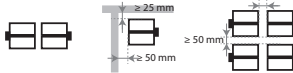
DECLARATION OF PERFORMANCE

CE_DoP_Rf-t_C2_EN ■ H-05/2018

1. Unique identification code of the product-type:	CU2
2. Intended use/es:	Rectangular fire damper to be used in conjunction with partitions to maintain fire compartments in heating, ventilating and air conditioning installations.
3. Manufacturer:	RF-Technologies NV, Lange Ambachtstraat 40, B-9860 Oosterzele
4. System/s of AVCP:	System 1
5. Harmonised standard / European Assessment Document; notified body / European Technical Assessment, Technical Assessment Body, notified body; certificate of constancy of performance:	EN 15650:2010, ; BCCA-0749-CPR-BC1-606-0464-15650.03-0464; BCCA-0749-CPR-BC1-606-0464-15650.13-2517
6. Declared performance according to EN 15650:2010	(Fire resistance according to EN 1366-2 and classifications according to EN 13501-3)

Essential characteristics				Performance
Range	Wall type	Wall	Sealing	Installation Classification
200x200 mm ≤ CU2 ≤ 1200x800 mm	Rigid wall	Aerated concrete ≥ 100 mm	Mortar	1 EI 120 (v _e i ↔ o) S - (500 Pa)
			Gypsum	1 EI 90 (v _e i ↔ o) S - (500 Pa)
			Stone wool + coating ≥ 140 kg/m ³	1 EI 90 (v _e i ↔ o) S - (300 Pa)
	Flexible wall	Metal studs gypsum plasterboard Type A (EN 520) ≥ 100 mm	Stone wool ≥ 40 kg/m ³ + cover plates	2 EI 90 (v _e i ↔ o) S - (500 Pa)
			Gypsum	2 EI 90 (v _e i ↔ o) S - (500 Pa)
			Stone wool + coating ≥ 140 kg/m ³	1 EI 60 (v _e i ↔ o) S - (300 Pa)
		Metal studs gypsum plasterboard Type F (EN 520) ≥ 100 mm	Stone wool ≥ 40 kg/m ³ + cover plates	2 EI 90 (v _e i ↔ o) S - (500 Pa)
			Gypsum	1 EI 90 (v _e i ↔ o) S - (500 Pa)
			Stone wool + coating ≥ 140 kg/m ³	1 EI 90 (v _e i ↔ o) S - (300 Pa)
	Rigid floor	Aerated concrete ≥ 150 mm	Gypsum blocks ≥ 70 mm	2 EI 120 (v _e i ↔ o) S - (500 Pa)
			Mortar	1 EI 120 (h ₀ i ↔ o) S - (500 Pa)
			Stone wool + coating ≥ 140 kg/m ³	1 EI 90 (h ₀ i ↔ o) S - (300 Pa)
200x200 mm ≤ CU2 ≤ 1500x1000 mm	Rigid wall	Aerated concrete ≥ 100 mm	Mortar / Gypsum	1 EI 60 (v _e i ↔ o) S - (500 Pa)
				1 E 120 (v _e i ↔ o) S - (500 Pa)
200x200 mm ≤ CU2 ≤ 1500x800 mm	Rigid wall	Aerated concrete ≥ 100 mm	Mortar / Gypsum	1 EI 90 (v _e i ↔ o) S - (300 Pa)
				2 EI 90 (v _e i ↔ o) S - (300 Pa)
	Flexible wall	Metal studs gypsum plasterboard Type F (EN 520) ≥ 100 mm	Stone wool ≥ 40 kg/m ³ + cover plates	2 E 120 (v _e i ↔ o) S - (300 Pa)
			Gypsum	2 EI 90 (v _e i ↔ o) S - (300 Pa)
	Asymmetrical flexible wall (shaft wall)	Metal studs gypsum plasterboard Type F (EN 520) ≥ 82.5 mm	Stone wool ≥ 40 kg/m ³ + cover plates	2 EI 60 (v _e i ↔ o) S - (300 Pa)
				1 EI 120 (h ₀ i ↔ o) S - (300 Pa)
Rigid floor	Aerated concrete ≥ 125 mm	Mortar	1 EI 120 (h ₀ i ↔ o) S - (300 Pa)	


Harmonised standard
EN 15650:2010

1	Type of installation: built-in 0/90/180/270°. Minimal distances authorised.		2	Type of installation: built-in 0/180°. Minimal distances authorised.	
---	---	--	---	--	---

Essential characteristics	Performance
Nominal activation conditions/sensitivity:	Pass
Response delay (response time): closure time	Pass
Operational reliability: cycling	CFTH - 50 cycles; MANO - 300 cycles; B(L)F(T) - 10000 cycles; BFL(T) - 10000 cycles; BFN(T) - 10000 cycles; ONE - 10000 cycles; UNIQ - 10000 cycles
Durability of response delay:	Pass
Durability of operational reliability:	Pass
Protection against corrosion according to EN 60068-2-52:	Pass
Damper casing leakage according to EN 1751:	≥ class B

The performance of the product identified above is in conformity with the set of declared performance/s. This declaration of performance is issued, in accordance with Regulation (EU) No 305/2011, under the sole responsibility of the manufacturer identified above.

Signed for and on behalf of the manufacturer by:
Frank Verlinden, Product Manager


Oosterzele, 05/2018

